2 1

COPY

ELECTRICAL CHARACTERISTICS

PASSBAND:	400–2500 MHz
PASSBAND INSERTION LOSS:	1.0 dB MAX
PASSBAND FLATNESS:	0.75 dB MAX (0.5 dB GOAL)
PASSBAND RETURN LOSS:	–15 dB MAX IN/OUT
ATTENUATION:	
45 dBc MIN:	3350–3650 MHz
70 dBc MIN:	4100–6000 MHz
OPERATING TEMP:	–40 TO +110°C
PMAX:	+20 dBm
IMPEDANCE:	50 OHMS IN/OUT

SHOCK AND VIBRATION FOR MILITARY APPLICATION ARE DESIGNED TO MEET BUT NOT TESTED, AS PER FOLLOWING MILITARY SPECIFICATION:

–SHOCK PER MIL–STD–202, METHOD 213, CONDITION C

–VIBRATION PER MIL–STD–202, METHOD 201, TEST CONDITION B AND METHOD 204 TEST CONDITION G.

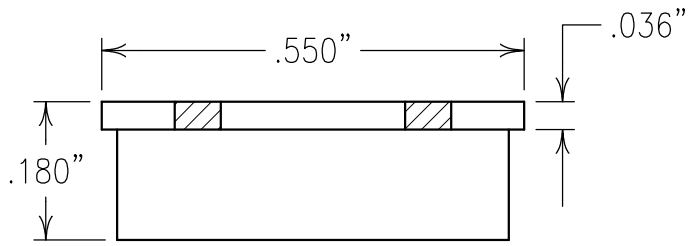

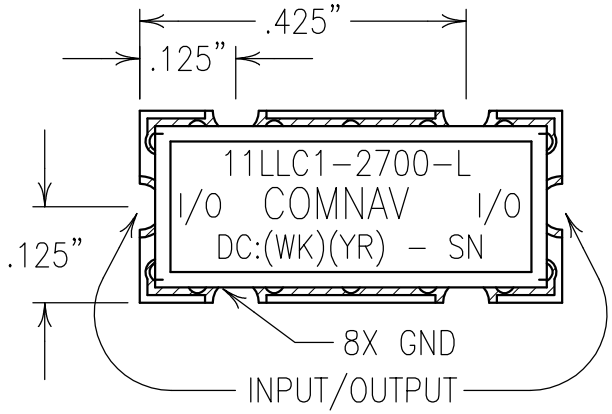

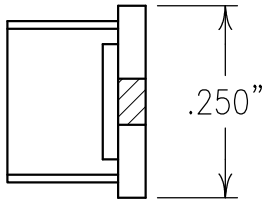

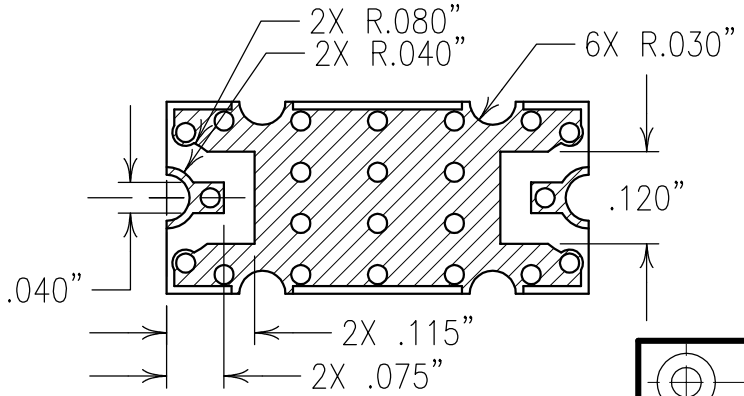

A

Confidential and Proprietary information of ComNav Engineering Inc. Do Not Duplicate or Use Without Permission. ComNav Engineering Inc. claims Copyright in this document as of the Creation, last revision, and last updated dates. All Rights Reserved.

NOTES:

RECOMMENDED ATTACHMENT METHOD:
SILVER EPOXY OR REFLOW NOT TO EXCEED:

TEMP.(°C)	MAX. TIME (SECONDS)
215	90
230	60
245	30
260	15

FILTER IS ROHS COMPLIANT.

ENGLISH / METRIC ENGLISH	CHECKED BY				
TOLERANCES UNLESS OTHERWISE SPECIFIED MACHINED SURFACES TO BE 125 OR BETTER REMOVE ALL BURRS	DRAWN BY PBF	A	18OCT07	KJR	DEV.	GEN. REV. PER 2760
	ENGINEER KJR	II	06APR07	KJR	DEV.	INI. ISS. PER 2648
		REV	DATE	BY	DCN No.	REMARKS
ENGLISH (INCHES) .XX ±.02 .XXX ±.01 / METRIC (MM) .X ±.25 .XX ±.13	SCALE 4:1	APPLIC: L/C COAXIAL FILTER			
ANGLES ± 0° 30'	DATE 18OCT07	TITLE: 11LLC1–2700–L			
COMNAV ENGINEERING INC.	FINISH: BOARD: NI/AU JACKET: NI/SILVER	DRAWING No. OL0714			SHEET/OF 1 1

B A