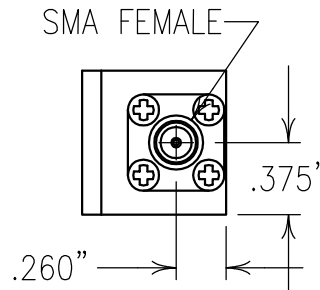
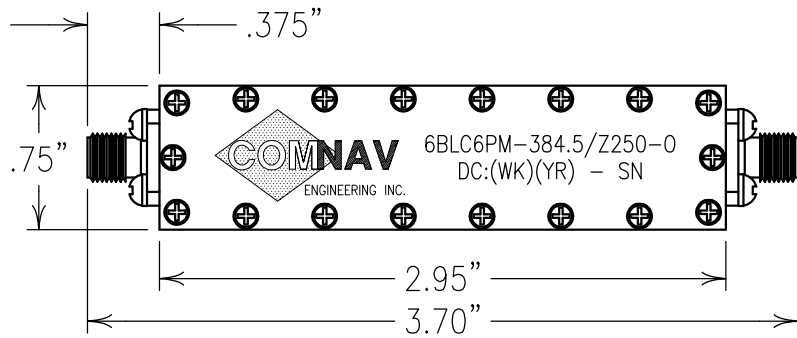


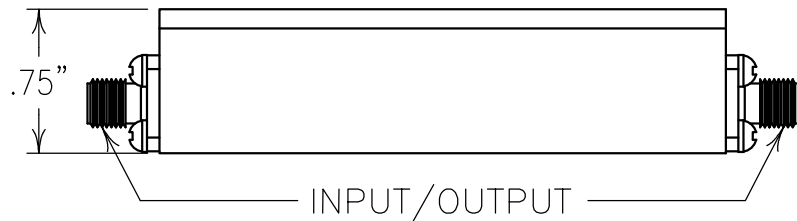
2

1

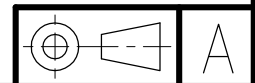
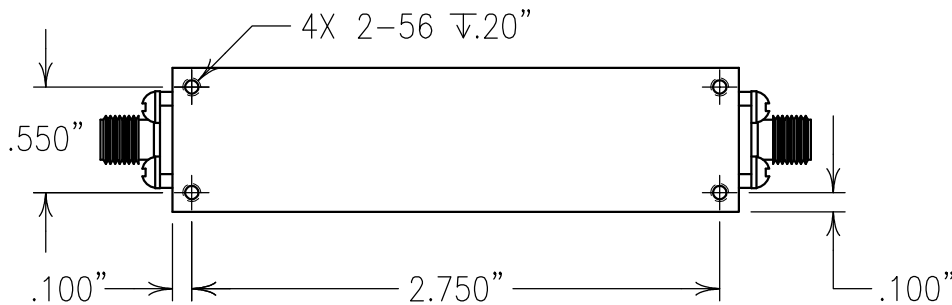


ELECTRICAL CHARACTERISTICS

CENTER FREQUENCY: 384.5 MHz
 PASSBAND: 272-497 MHz
 P.B. PHASE MATCHING: 10 DEGREES MAX
 P.B. INSERTION LOSS: 2.5 dB MAX
 1 dB BANDWIDTH: 225 MHz MIN
 RETURN LOSS: 1.5:1
 REJECTION:
 40 dBc MIN @ 230 MHz
 40 dBc MIN @ 575 MHz



COPY



NOTES:
 FILTERS TO BE PHASE MATCHED IN SETS OF FIVE.

Confidential and Proprietary information of ComNav Engineering Inc. Do Not Duplicate or Use Without Permission. ComNav Engineering Inc. claims Copyright in this document as of the Creation, last revision, and last updated dates. All Rights Reserved.

ENGLISH / METRIC CHECKED BY									
ENGLISH									
TOLERANCES UNLESS OTHERWISE SPECIFIED		DRAWN BY							
MACHINED SURFACES TO BE 125 / OR BETTER		PBF		II		25NOV08		KJR DEV. INI. ISS. PER 2981	
REMOVE ALL BURRS		ENGINEER		REV		DATE		BY DCN No. REMARKS	
		KJR							
ENGLISH (INCHES)		METRIC (MM)		SCALE		APPLIC: CHIP AND WIRE FILTER			
.XX ±.02		.X ±.2		1:1					
.XXX ±.01		.XX ±.13		DATE		TITLE:		SHEET OF	
ANGLES ± 0° 30'		09JAN09		6BLC6PM-384.5/Z250-0		1		1	
		MATERIAL: ALUMINUM				DRAWING No.			
		FINISH: SILVER				0L0969			